



SPECIFIC PROGRAMME

Induction Module

Entry Level

2013/14

Student Name:.....

Tutor Name:.....

Course Title:.....

Course Code:..... Student ID:.....

Campus:.....

ASSESSMENT FEEDBACK FORM

Grŵp NPTC Group

Centre Number:.....

Student name:.....

Qualification: Subject Specific Induction

Level: ENTRY ONE TWO (please circle)

Issue date:..... Due date:.....

Assessor Feedback

Please be specific about what has been achieved and any work that needs to be completed in order to pass the assessment.

Student's Comments

PASS - Yes / No

Assessor's name:.....

Assessor's signature:.....

Date:.....

Student's name:.....

Student's signature:.....

Date:.....






IV name:.....

IV signature:.....

Date:.....

Specific Programme Induction


ENTRY Level: Credit Value 3 National Code HC4EWS006 OPUS id: AGX674

Learning Outcomes	Assessment Criteria	Tick if Written Assessment	Assessor Name	Tick if Evidence Available in Time	Date	Signature
1. Student must show that they are aware of their programme of study.	1.1. Follow your timetable, identify staff and locate rooms.					
	1.2. Show awareness of when assessments will take place and what form they will take.					
	1.3. Discuss learning outcomes with your tutor.					
2. Identify personal strengths and weaknesses.	2.1. List your strengths and weaknesses in the context of your course programme.					
	2.2. Set personal short term targets and discuss your progress with your tutor.					

Specific Programme Induction - Entry Level

1.1. Use your timetable to identify staff and rooms.

Monday									
Tuesday									
Wednesday									
Thursday									
Friday									



Specific Programme Induction - Entry Level

1.2. Follow your timetable, identify staff and locate rooms.

Locate the rooms on your timetable. Use any of the assessment activities below:

Oral question and answer	
Written description	
Group discussion	
Demonstration	
Photographic	
Other	

This student has demonstrated by one of the above that they have located the appropriate rooms.

Student signature:.....






Tutor signature:.....

Date:.....

Specific Programme Induction - Entry Level

1.5. Identify personal strengths and weaknesses.

THIS IS ME!



What kind of person are you?

What were your main successes last year?





What are your hopes for this year?

What are your hopes for 10 years from now?

Think about some symbols or pictures that best sum you up
Past, present and future, invent your own or use pictures from magazines.

Fill in the 4 parts of the Coat of Arms over the page.
Think of a motto which sums up how you see yourself.

Think positive!



Specific Programme Induction - Entry Level

<p>What kind of person are you?</p>	<p>What were your main successes last year?</p>
<p>What are your hopes for this year?</p>	<p>What are your hopes 10 years from now?</p>

Work in pairs to study your partner's Coat of Arms.
Tell your partner what you have learned about him or her.

Does he or she agree with you?

Tutor Feedback:




Specific Programme Induction - Entry Level

1.7 Identify personal strengths and weaknesses.

Set personal short term targets and discuss your progress with your tutor

Student Name:.....

Course:..... Date:.....

 <p>Target 1</p>	
--	--

 <p>Target 2</p>	
--	--

 <p>Target 3</p>	
--	--

Student Signature:..... Tutor Signature:.....



SPECIFIC PROGRAMME

Induction Module

Level 1

2013/14

Student Name:.....

Tutor Name:.....

Course Title:.....

Course Code:..... Student ID:.....

Campus:.....

ASSESSMENT FEEDBACK FORM

Grŵp NPTC Group

Centre Number:.....

Student name:.....

Qualification: Subject Specific Induction

Level: ENTRY ONE TWO (please circle)

Issue date:..... Due date:.....

Assessor Feedback

Please be specific about what has been achieved and any work that needs to be completed in order to pass the assessment.

Student's Comments

PASS - Yes / No

Assessor's name:.....

Assessor's signature:.....

Date:.....

Student's name:.....

Student's signature:.....

Date:.....

IV name:.....

IV signature:.....

Date:.....

Specific Programme Induction

Level 1: Credit Value 3 National Code: HC41WS004 OPUS id: AGX675

Learning Outcomes	Assessment Criteria	Tick if Written Assessment	Assessor Name	Tick if Evidence Available in Time	Date	Signature
1. Student must recognise the content of their programme of study and what is required of them.	1.1. Describe the content of the programme of study					
	1.2. Produce a learning and assessment calendar associated with the programme of study					
	1.3. Plan a personal study timetable					
	1.4. Recognise your responsibilities on your programme of study					
	1.5. List your options for progression after successfully completing your programme of study					
2. Identify one's own strengths and weaknesses in relation to the learning programme.	2.1. Carry out SWOT analysis in the context of your programme of study					
	2.2. Set realistic personal short term targets and discuss progress with your tutor					

Specific Programme Induction - Level 1

Study/Revision Timetable

1.3. Plan a Personal Study Timetable.

Student name:.....

	9.00 to 10.00	10.00 to 11.00	11.00 to 12.00	12.00 to 13.00	13.00 to 14.00	14.00 to 15.00	15.00 to 16.00	16.00 to 17.00	17.00 to 18.00	18.00 to 19.00	19.00 to 20.00	20.00 to 21.00
Monday												
Tuesday												
Wednesday												
Thursday												
Friday												
Saturday												
Sunday												

Tutor Feedback:

Specific Programme Induction - Level 1

1.4. Recognise your responsibilities on your programme of study

List your main responsibilities in relation to...

Acceptable behaviour towards other learners and staff.

- | | |
|--------|--------|
| 1..... | 4..... |
| 2..... | 5..... |
| 3..... | 6..... |

Your attendance.

- | | |
|--------|--------|
| 1..... | 4..... |
| 2..... | 5..... |
| 3..... | 6..... |

Completion of work/meeting deadlines/placement responsibilities (if applicable).

- | | |
|--------|--------|
| 1..... | 4..... |
| 2..... | 5..... |
| 3..... | 6..... |

Acceptable behaviour on College premises
(E.g. class/lab/learning resource centre/work stations/multimedia).

- | | |
|--------|--------|
| 1..... | 4..... |
| 2..... | 5..... |
| 3..... | 6..... |

What are considered as serious offences under the College's disciplinary procedure?

- | | |
|--------|--------|
| 1..... | 4..... |
| 2..... | 5..... |
| 3..... | 6..... |

Tutor Feedback:

Specific Programme Induction - Level 1

1.5. List your options for progression after successfully completing your programme of study

Investigate further study and employment opportunities.

List possible options.

Which might you choose and why?

What information have you used to make your choices (e.g. computer research, LRC, discussion in class)?

Tutor Feedback:

Specific Programme Induction - Level 1

2.1. Carry out a SWOT (Strengths, Weaknesses, Opportunities, Threats) analysis in the context of your programme of study.

Consider all the different things you have to do to complete your course and complete the following table:

<p>Strengths Parts of the course I feel I may be good at and why:</p>	<p>Weaknesses Parts of the course I feel I may be not so good at and why:</p>
<p>Opportunities What could help me complete the course and improve my skills?</p>	<p>Threats What could stop me from completing the course?</p>

Tutor Feedback:

Specific Programme Induction - Level 1

2.2. Set realistic personal short term targets and discuss progress with your tutor.

Based on your SWOT analysis completed in 2.1.:

Set and review realistic personal SHORT TERM targets (Include English, Maths, Welsh & ICT).

Target 1:.....
.....
.....
.....
.....
.....
.....

Target 2:.....
.....
.....
.....
.....
.....
.....

Target 3:.....
.....
.....
.....
.....
.....
.....

Student Signature:..... Tutor Signature:.....

Tutor Feedback:



SPECIFIC PROGRAMME

Induction Module

Level 2

2013/14

Student Name:.....

Tutor Name:.....

Course Title:.....

Course Code:..... Student ID:.....

Campus:.....

ASSESSMENT FEEDBACK FORM

Grŵp NPTC Group

Centre Number:.....

Student name:.....

Qualification: Subject Specific Induction

Level: ENTRY ONE TWO (please circle)

Issue date:..... Due date:.....

Assessor Feedback

Please be specific about what has been achieved and any work that needs to be completed in order to pass the assessment.

Student's Comments

PASS - Yes / No

Assessor's name:.....

Assessor's signature:.....

Date:.....

Student's name:.....

Student's signature:.....

Date:.....

IV name:.....

IV signature:.....

Date:.....

Specific Programme Induction

Level 2: Credit Value 3 National Code: HC42WS012 OPUS id: AHC740

Learning Outcomes	Assessment Criteria	Tick if Written Assessment	Assessor Name	Tick if Evidence Available in Time	Date	Signature
1. Student must recognise the content of their programme of study and what is required of them.	1.1. Describe the content of the programme of study					
	1.2. Produce a learning and assessment calendar associated with the programme of study					
	1.3. Identify the time and commitment required of the learner on the programme and produce a personal study timetable					
	1.4. Recognise your responsibilities on your programme of study					
	1.5. Investigate and discuss the progression possibilities for learners successfully completing this programme of study					
2. Identify one's own strengths and weaknesses in relation to the learning programme.	2.1. Carry out SWOT analysis in the context of your programme of study					
	2.2. Set realistic personal short term targets and discuss progress with your tutor					

Specific Programme Induction - Level 2

1.2. Produce a calendar of learning and assessment associated with the programme of study.

**Mark on the calendar below important dates to do with your course:
Assignment due dates; Test/Exam dates, etc. and list them in date order on the next page.**

2013 2014	W	T	F	S	S	M	T	W	T	F	S	S	M	T	W	T	F	S	S	M	T	W	T														
Sept				1	2	3	4	5	6	7	8	9	10	11	12	13	14	15	16	17	18	19	20	21	22	23	24	25	26	27	28	29	30				
Oct						1	2	3	4	5	6	7	8	9	10	11	12	13	14	15	16	17	18	19	20	21	22	23	24	25	26	27	28	29	30	31	
Nov			1	2	3	4	5	6	7	8	9	10	11	12	13	14	15	16	17	18	19	20	21	22	23	24	25	26	27	28	29	30					
Dec				1	2	3	4	5	6	7	8	9	10	11	12	13	14	15	16	17	18	19	20	21	22	23	24	25	26	27	28	29	30	31			
Jan	1	2	3	4	5	6	7	8	9	10	11	12	13	14	15	16	17	18	19	20	21	22	23	24	25	26	27	28	29	30	31						
Feb				1	2	3	4	5	6	7	8	9	10	11	12	13	14	15	16	17	18	19	20	21	22	23	24	25	26	27	28						
Mar				1	2	3	4	5	6	7	8	9	10	11	12	13	14	15	16	17	18	19	20	21	22	23	24	25	26	27	28	29	30	31			
April						1	2	3	4	5	6	7	8	9	10	11	12	13	14	15	16	17	18	19	20	21	22	23	24	25	26	27	28	29	30		
May			1	2	3	4	5	6	7	8	9	10	11	12	13	14	15	16	17	18	19	20	21	22	23	24	25	26	27	28	29	30	31				
June				1	2	3	4	5	6	7	8	9	10	11	12	13	14	15	16	17	18	19	20	21	22	23	24	25	26	27	28	29	30				
July						1	2	3	4	5	6	7	8	9	10	11	12	13	14	15	16	17	18	19	20	21	22	23	24	25	26	27	28	29	30	31	

Specific Programme Induction - Level 2

1.3. Identify the time and commitment required of the learner on this programme and produce a personal study timetable. How much time will you spend on each of the subjects you are studying?

Record time/date and subject below.

Student Name:.....

	9.00 to 10.00	10.00 to 11.00	11.00 to 12.00	12.00 to 13.00	13.00 to 14.00	14.00 to 15.00	15.00 to 16.00	16.00 to 17.00	17.00 to 18.00	18.00 to 19.00	19.00 to 20.00	20.00 to 21.00
Monday												
Tuesday												
Wednesday												
Thursday												
Friday												
Saturday												
Sunday												

Tutor Feedback:

Specific Programme Induction - Level 2

1.4. Recognise your responsibilities on your programme of study.

List your main responsibilities in relation to...

Acceptable behaviour towards other learners and staff.

- | | |
|--------|--------|
| 1..... | 4..... |
| 2..... | 5..... |
| 3..... | 6..... |

Your attendance.

- | | |
|--------|--------|
| 1..... | 4..... |
| 2..... | 5..... |
| 3..... | 6..... |

Completion of work/meeting deadlines/placement responsibilities (if applicable).

- | | |
|--------|--------|
| 1..... | 4..... |
| 2..... | 5..... |
| 3..... | 6..... |

Acceptable behaviour on College premises
(E.g. class/lab/learning resource centre/work stations/multimedia).

- | | |
|--------|--------|
| 1..... | 4..... |
| 2..... | 5..... |
| 3..... | 6..... |

What are considered as serious offences under the College's disciplinary procedure?

- | | |
|--------|--------|
| 1..... | 4..... |
| 2..... | 5..... |
| 3..... | 6..... |

Tutor Feedback:

Specific Programme Induction - Level 2

1.5. Investigate and discuss the progression possibilities for
Students successfully completing this programme of study.

Investigate further study and employment opportunities.

List possible options.

Which might you choose and why?

What information have you used to make your choices (e.g. computer research, LRC, discussion in class)?

Tutor Feedback:

Specific Programme Induction - Level 2

2.1. Carry out a SWOT (Strengths, Weaknesses, Opportunities, Threats) analysis in the context of your programme of study.

Consider all the different things you have to do to complete your course and complete the following table:

<p>Strengths Parts of the course I feel I may be good at and why:</p>	<p>Weaknesses Parts of the course I feel I may be not so good at and why:</p>
<p>Opportunities What could help me complete the course and improve my skills?</p>	<p>Threats What could stop me from completing the course?</p>

Tutor Feedback:

Specific Programme Induction - Level 2

2.2. Set realistic personal short term targets and discuss progress with your tutor.

Based on your SWOT analysis completed in 2.1:

Set and review realistic personal SHORT TERM targets (Include English, Maths, Welsh & ICT).

Target 1:.....
.....
.....
.....
.....
.....
.....

Target 2:.....
.....
.....
.....
.....
.....
.....

Target 3:.....
.....
.....
.....
.....
.....
.....

Student Signature:..... Tutor Signature:.....

Tutor Feedback:

